

Making Math More Fun

Math Card Games
to Print and Play

For School or Home Education

by Teresa Evans

Copyright © 2005 Teresa Evans.
All rights reserved.

Permission is given for the making of copies for use
in the home or classroom of the purchaser only.

Math Card Games

Simply print the instructions and cards for the games you wish to play.

Games

1. Memory Numbers

Match digits, number words and representations.

2. Snap

Match digits, number words and representations.

3. Groups

Match digits, number words and representations.

4. Picture Addition Memory

Calculate Addition with Picture Models.

5. Picture Subtraction Memory

Calculate Subtraction with Picture Models.

6. Addition Memory

Practice basic addition facts.

7. Subtraction Memory

Practice basic subtraction facts.

8. Multiplication Memory

Practice basic multiplication facts.

9. Division Memory

Practice basic division facts.

10. Make Your Own Memory Game

11. Addition Bingo

Practice basic addition facts to 10.

12. Subtraction Bingo

Practice basic subtraction facts.

13. Division Bingo

Practice basic division facts.

14. Fraction Bingo

Practice basic fraction facts.

15. Show Numbers

Create and read 3, 4, 5 or 6 digit numbers.

16. Missing Digit Memory

Solve addition of 2 digit and one digit numbers.

17. Highest Number - 2 digits

Read and compare 2 digit numbers.

18. Highest Number - 3 digits

Read and compare 3 digit numbers.

19. Highest Number - 4 digits

Read and compare 4 digit numbers.

20. Highest Number - 5 digits

Read and compare 5 digit numbers.

21. Fraction Dominoes

Reinforce the concepts of fractions.

4. Picture Addition Memory 5+ years

2-4 players

Calculate Addition with Picture Models.

To Prepare

Print onto card and laminate after cutting into pieces. (Some laminates allow you to laminate and then cut into pieces.)

1. Print the instructions below and Black Line Masters 4 and 5.
2. Cut along the dotted lines or laminate then cut along the dotted lines.
3. Store the pieces for each game and the instructions in a separate zip shut plastic bag.

Instructions

Picture Addition Memory

2- 4 players

Getting Ready

Spread cards out face down on the table.

Play the Game





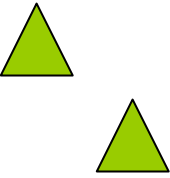

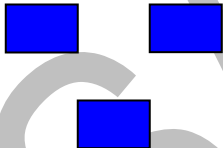


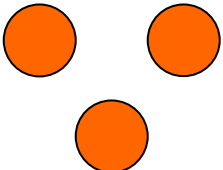
Players take turns to turn over a large card and a small card at the same time.

If the player has a match – two cards with the same value, the player keeps the pair of cards and has another turn.

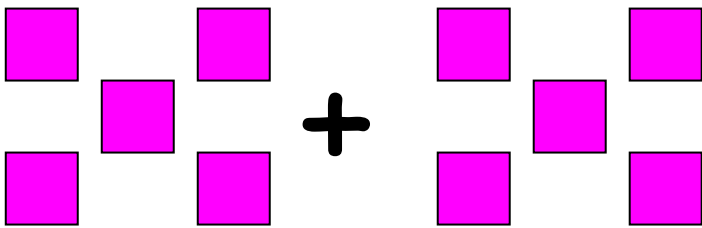

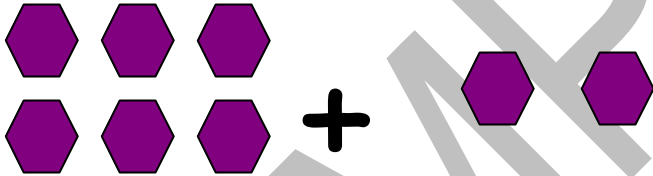
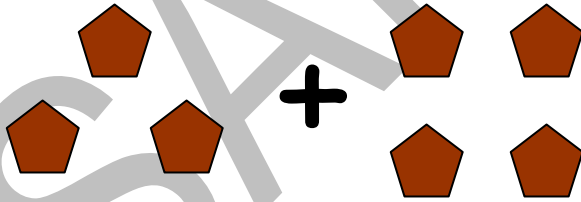
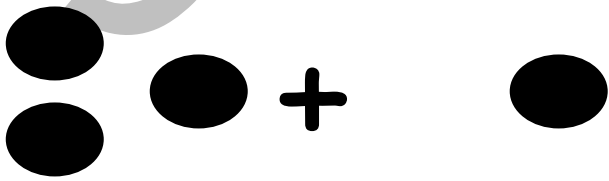
If a match is not made the cards are turned over again and remain in the same place.

When all cards have been matched the player with the most cards is the winner.

Black Line Master 4
Cut out cards to make Picture Addition Memory.

	+		9
	+		8
	+		7
	+		6
	+		5

Black Line Master 5
Cut out cards to make Picture Addition Memory.

	10
	9
	8
	7
	4

21. Fraction Dominoes

7+ years

2-4 players

Reinforces the concepts of fractions!

To Prepare

Print onto card and laminate after cutting into pieces. (Some laminates allow you to laminate and then cut into pieces.)

1. Print the instructions below and Black Line Masters 32 and 33.
2. Cut along the dotted lines or laminate then cut along the dotted lines.
3. Store the pieces and the instructions in a zip shut plastic bag.

Fraction Dominoes

2- 4 players

Getting Ready

Lay the dominoes face down to the side.

Play the Game

Each player takes 4 dominoes and places them in front of themselves facing up.

The first player lays a domino down in the center.

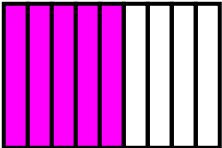

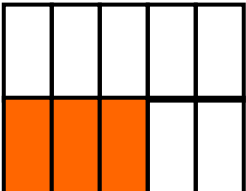
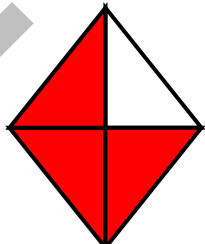
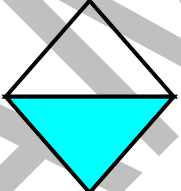
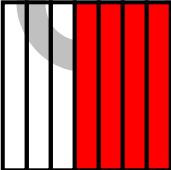


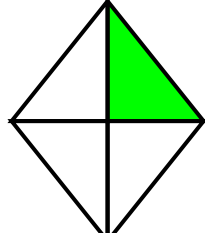
The next play must join a domino to the first one, but they must match ends that show the same value, $\frac{1}{3}$ could join to **one third** or the **diagram that represents one third**. If the player can't lay down a domino, they have to pick one up.

Players continue to take turns to join to a domino or pick up a domino.

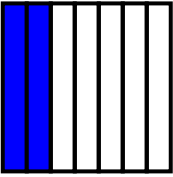

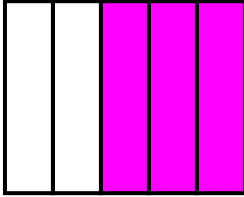



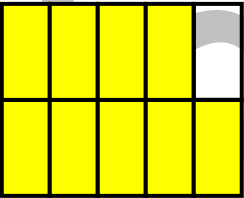


When there are no more dominoes to pick up the player misses a turn if they can't lay one down.

The first player to use all of their dominoes is the winner.

Black Line Master 32
Cut out cards to make Fractions Dominoes.

	$\frac{4}{5}$	four fifths	$\frac{3}{8}$
three eighths	$\frac{2}{3}$		$\frac{3}{10}$
	five sixths	$\frac{5}{6}$	
$\frac{3}{4}$		$\frac{1}{2}$	four sevenths
	$\frac{2}{9}$		
two fifths	$\frac{1}{4}$		$\frac{2}{7}$

Black Line Master 33
Cut out cards to make Fractions Dominoes.

	<p>eight ninths</p>		$\frac{5}{8}$
<p>five eighths</p>	$\frac{3}{5}$		$\frac{1}{3}$
	<p>seven tenths</p>	$\frac{7}{10}$	
$\frac{7}{8}$		$\frac{1}{5}$	<p>nine tenths</p>
	$\frac{5}{7}$		$\frac{1}{6}$
<p>one sixth</p>	$\frac{6}{7}$		$\frac{5}{9}$

Making Math More Fun Card Games

Now available from
www.patabak.com/mmmf.htm

SAMPLE